

SensPERT™

Feline Parvovirus Test Kit



Feline Parvovirus Test Kit



Summary : Detection of specific antigens of feline parvovirus within 10 minutes

Principle : One-step immunochromatographic assay

Detection Target : Feline Parvovirus (FPV) antigen

Sample : Feline Feces

Reading time : 5 ~ 10 minutes

Sensitivity : 98.0% vs PCR

Specificity : 100.0 % vs PCR

Quantity : 1 box (kit) = 10 devices (Individual packing)

Contents : Test kit, Tubes, Disposable droppers, and Cotton swabs

Storage : Room Temperature (at 2 ~ 30 °C)

Expiration : 24 months after manufacturing

Caution :

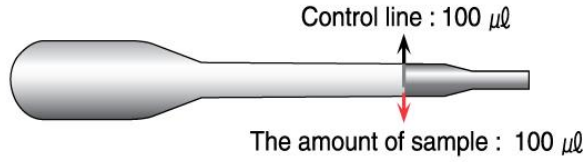
Use within 10 minutes after opening

Use appropriate amount of sample (0.1 ml of a dropper)

Use after 15~30 minutes at RT if they are stored under cold circumstances

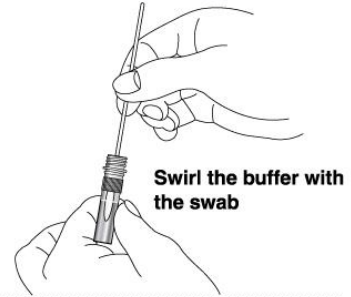
Consider the test results as invalid after 10 minutes

Instruction for FPV test

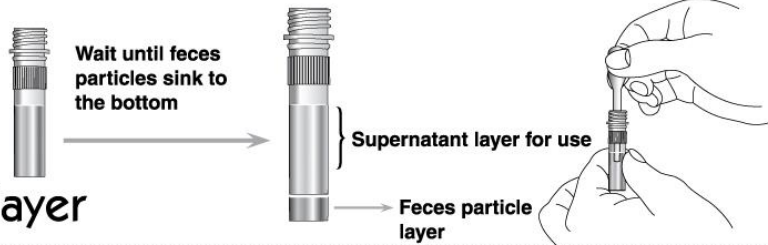


1 Sampling

1. Do not use sticky or a lump of feces.
 2. Don't collect too much feces.
- Maximum quantity : 30 mg
(Fig : Swab with 30 mg of feces)

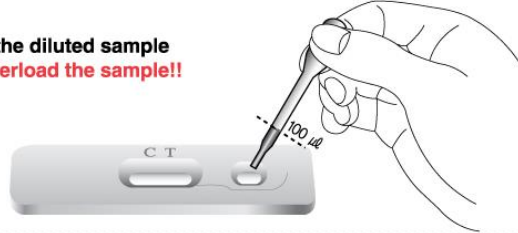


2 Use the Supernatant layer



3 Loading

- 100 μl of the diluted sample
**Don't overload the sample!!



4 Reading



5 Discard

